



UNIVERSITY of  
BRADFORD



# Pre-arrival Information for International Students

September 2024

# Contents

Key Contacts	1
Key Dates and Information	2
Welcome from the Vice-Chancellor	3

## Section 1: Before you leave home 4

1.1 Your offer/acceptance	5
1.2 Your passport	5
1.3 Your visa/entry clearance	5
1.4 Your money	7
1.5 Your accommodation	9

## Section 2: Your journey 10

2.1 Travel plans	11
2.2 When to arrive	11
2.3 Luggage	11
2.4 Documents to bring	12
2.5 Travel insurance	12
2.6 Getting from the airport to the University	12
2.7 Emergency contact number	14
2.8 Travelling by car	14
2.9 Collecting the keys for your accommodation	14

## Section 3: What to do when you first arrive in Bradford 15

3.1 Your first few days	16
3.2 Important things to do	16
3.3 Collecting your Biometric Residence Permit	17
3.4 Opening a bank account	17
3.5 Health Centre registration	17
City centre map	18
Campus map	19

## Section 4: Paying your fees 20

4.1 Paying your fees	21
4.2 Other information	22

## Section 5: EU students – fees and support 23

5.1 EU student enrolment	24
5.2 Health care for EU students	24
5.3 Tuition fees for undergraduate studies	24
5.4 Tuition fees for postgraduate studies	24

## Section 6: International Opportunities 25

Exchange Students	26
International Students & The Turing Scheme	26

## Section 7: Academic English Language Support 27

7.1 Academic English Language support classes	28
7.2 Workshops	28
7.3 One-to-Ones	28
7.4 Online Resources	28

## Section 8: Other important information 29

8.1 Academic Skills Advice	30
8.2 Bringing the family	30
8.3 Chaplaincy and faith provision	31
8.4 Conditions of your Student visa	31
8.5 Help and advice	32
8.6 Important dates	32
8.7 Insurance	32
8.8 Part-time working	33

## Checklists 34


Course enquiries  
University of Bradford  
Bradford  
West Yorkshire  
BD7 1DP

✉ [enquiries@bradford.ac.uk](mailto:enquiries@bradford.ac.uk)  
☎ +44 1274 233081  
📍 [bradford.ac.uk](http://bradford.ac.uk)



# Key contacts

Question	Entry contact	Telephone	Email
<b>Accommodation</b>			
University of Bradford preferred student accommodation provider - The Green Halls of Residence managed by Homes for Students	Accommodation Office	+44 3301738264	salesenquiries@wearehomesforstudents.com
Private Sector Accommodation	Unipol Student Homes	+44 1132430169	bradfordhousinghub@unipol.org.uk
<b>Admissions</b>			
For Undergraduate students	Undergraduate Admissions	+44 1274 236088	admissions@bradford.ac.uk
For Postgraduate students	Postgraduate Admissions	+44 1274 236088	admissions@bradford.ac.uk
<b>Airport Pick Up</b>			
Airport pick-up service	Visa Support Team	+44 1274 236900	airportpickup@bradford.ac.uk
<b>Disability</b>			
Disabled students	Disability Service	+44 1274 233739	disabilities@bradford.ac.uk
<b>English Language Support</b>			
English language support	The Language Centre	+44 1274 236681	thelanguagecentre@bradford.ac.uk
<b>Enrolment</b>			
Enrolment	Student Records Team	+44 1274 236161	welcome@bradford.ac.uk
<b>Finance</b>			
Making a payment	Payzone	+44 1274 233137/8	payzone@bradford.ac.uk
When to pay your tuition fees	Finance Team	+44 1274 233006	control@bradford.ac.uk
<b>International Opportunities Team</b>			
Erasmus+, Worldwide Exchange, ISEP and Visiting Students	International Opportunities Manager	+44 1274 235787	studyabroad@bradford.ac.uk
<b>Students' Union/Welcome Events</b>			
Students' Union/Welcome Events	Students' Union	+44 1274 233300	ubu@bradford.ac.uk
<b>Visas</b>			
Visa application support and advice	Visa Support Team	+44 1274 236900	visasupport@bradford.ac.uk
<b>Emergency Contact</b>			
Emergency when travelling in September 2024 to the UK		01274 236999 (calling in the UK) +44 1274 236999 (calling outside of the UK)	



# Key Dates and Information

Please check the University of Bradford International website and your offer letter to confirm dates are as below:

## September 2024 and January 2025

8.00am to 8.00pm

### Airport Pick-up Service

We offer an airport pick-up service from Leeds/ Bradford Airport and Manchester Airport during September.

If you would like to use this service, pre-book by emailing [airportpickup@bradford.ac.uk](mailto:airportpickup@bradford.ac.uk)

## 9 September 2024 – 11 October 2024

9.00am to 4.00pm  
week days

### International Student Information Point

International students should come here to ask for advice, pick up practical information, meet other students, and register for our daily campus and city tours.

## 9 – 20 September 2024

January dates to be  
confirmed

### Orientation Programme

Find out more about living and studying in Bradford by taking part in our daily orientation activities during this period.

## 9 September 2024

### International Student Enrolment Starts

You will receive an email outlining instructions for enrolment.

## 14 September 2024

### Earliest Date For Accommodation in The Green

Intake Weekend is when most students move into their accommodation at The Green. Accommodation can be arranged as early as you require but the standard 42 week accommodation contracts start on Intake Weekend. If you need to discuss your arrival date contact [salesenquiries@wearehomesforstudents.com](mailto:salesenquiries@wearehomesforstudents.com)

## 16 September 2024

### Welcome Week

Essential induction and social events for all new students.

### Arrivals for courses starting at other times of the year

Please email [visasupport@bradford.ac.uk](mailto:visasupport@bradford.ac.uk) if you are arriving for a course that starts later in the year.

# Welcome from the Vice-Chancellor

## Welcome to the University of Bradford


Congratulations on deciding to study at the University of Bradford. I would like to take this opportunity to give you a very warm welcome to our University and our city.

As you make your arrival plans, please take time to read all the practical information in this guide. We want you to be well prepared for your time at Bradford.

At Bradford we are passionate about our students and aim to provide an inclusive, enjoyable, and rewarding experience for you during your time here. We are constantly enhancing the way we support students to maximise their potential and prepare them to progress to high quality jobs or further study. Indeed, our dedication to providing excellent international student support has resulted in a 95% satisfaction rating in the 2023 International Student Barometer with our Careers and Employment Services ranked 4th in the UK.

You are a student at a university committed to excellence, internationalisation, equality and diversity and sustainability. I encourage you to take every opportunity to engage in the broader university experience, through the many opportunities provided by our support services and our Students' Union, and to engage in this vibrant and exciting community and city.

I wish you every success in your studies.



**Shirley Congdon**  
Vice-Chancellor



# Section 1: Before You Leave Home





## 1.1 Your offer/ acceptance

After you have received an unconditional offer, remember to let the University know you want to accept this offer. If you have applied through UCAS, you must confirm your acceptance of our offer through UCAS Hub.

### International students

If you need to apply for a visa, our Visa Support Team will contact you once you have accepted our offer and will assist you with the visa application process.

## 1.2 Your passport

To enter the UK, you must have a valid international passport or travel document which satisfactorily establishes your identity and nationality.

Make sure that you record your name on all your documents in the same way as on your passport. Any inconsistencies in your documents may cause you problems when you are applying for your visa, at the airport when you arrive in the UK, with the University and if you wish to open a bank account in the UK.

## 1.3 Your visa/entry clearance

### International students

Most international students will need a Student visa to study in the UK. This is a points-based system visa, and you will need to score 70 points as follows:

- 50 points for your CAS where you must meet the course, approved qualification, level of study and place of study requirements
- 10 points for your English language requirement where you must evidence your English language proficiency
- 10 points for financial requirement – where you must evidence that you have access to funds to pay your fees and living costs (more details on the next page)

You may also need to attend an interview as part of the visa application process (see visa Interviews section on page 5). As the Student visa requirements and application forms change regularly, you can make sure that you have the latest information on visa application procedures by enquiring at your nearest British Embassy, High Commission or visa Application Centre. You can also find full information on the UK Visas and Immigration website [www.gov.uk/student-visa](http://www.gov.uk/student-visa)

EEA and EU students will also require a Student visa unless they already have settled or pre-settled status, or hold another immigration permission which permits study.

### When to apply

You can apply for your visa within 6 months of the official start date of your course, as given in your CAS statement. Prepare all your documents in advance of this, so that you can make your visa application at the earliest opportunity to prevent a delay in your arrival in the UK.

You will need to enter your 'intended date of travel' to the UK. Please see the section about 'What happens next' on page 6 for further information about this.

Our Visa Support Team will guide you through the visa application process. You can email them at [visasupport@bradford.ac.uk](mailto:visasupport@bradford.ac.uk) for further information and advice.

### How to apply

You will apply online for your visa and can access the form via the [www.gov.uk/apply-uk-visa](http://www.gov.uk/apply-uk-visa) website. Save the application frequently as you go through the form. You will need to print the form when you have completed it.

## Useful links

Guidance on your visa application

[www.gov.uk/student-visa](http://www.gov.uk/student-visa)

[www.ukcisa.org.uk/Information--Advice/Visas-and-Immigration/Student-route-applying-outside-of-the-UK](http://www.ukcisa.org.uk/Information--Advice/Visas-and-Immigration/Student-route-applying-outside-of-the-UK)

Guidance on applying for an ATAS certificate (certain courses only)

[www.gov.uk/guidance/academic-technology-approval-scheme](http://www.gov.uk/guidance/academic-technology-approval-scheme)

As a holder of a student visa, you will be expected to follow certain regulations, otherwise your visa will be cancelled and you would have to leave the UK. To find out more about these rules, see section 8.4 of this booklet

[www.ukcisa.org.uk/Information--Advice/Visas-and-Immigration/Protecting-your-Student-status](http://www.ukcisa.org.uk/Information--Advice/Visas-and-Immigration/Protecting-your-Student-status)

Student visa application guidance document  
[https://assets.publishing.service.gov.uk/government/uploads/system/uploads/attachment\\_data/file/1170942/Student\\_and\\_Child\\_Student.pdf](https://assets.publishing.service.gov.uk/government/uploads/system/uploads/attachment_data/file/1170942/Student_and_Child_Student.pdf)

Student visas credibility checks

[www.bradford.ac.uk/international/support/visa-support/student-visas/credibility-checks/](http://www.bradford.ac.uk/international/support/visa-support/student-visas/credibility-checks/)

### Other documents needed (originals only)

- Your passport or travel document valid for at least 6 months after your date of departure for the UK
- 1 recent passport photograph
- Application fee of £490
- CAS statement
- Financial evidence to show that you have enough money to pay for your fees and living expenses (bank statements; letter from an official sponsor if you are a sponsored student, e.g. sponsored by your Government or have a full scholarship; or an official loan letter)

Living costs are calculated for visa purposes as being £1,023 per month for students who live outside of London. If you are on a course of 12 months or over, you need to show that you have living costs for 9 months (i.e. £1,023 x 9 = £9,207), in addition to your tuition fees for your first year of study.

This money needs to be in your bank account for at least 28 consecutive days before you can make your visa application, and you will need a bank statement as evidence of this. Alternatively, you could show your parents' bank statements to prove this money is available to you, in this case you would also need to provide your birth certificate and a letter from your parents to confirm that they have no objection to the funds being used for your studies. Bank statements must be no more than 31 days old at the date of your visa application.

- Your academic qualifications (as detailed on your CAS statement)
- TB certificate. Students from many countries are required to have a TB test as part of the visa application process. To find out if this applies to you, see [www.gov.uk/tb-test-visa](http://www.gov.uk/tb-test-visa)
- ATAS (Academic Technology Approval Scheme) certificate – for certain students only (the University will inform you if you need to apply for this)
- Proof of parental or guardian consent if you are under 18
- Birth certificate or equivalent showing evidence of the relationship between you and the person providing the consent letter, if you are under 18

You may also need further documents depending on your circumstances.

Make sure that you read the visa guidance notes at [www.gov.uk/government/publications/points-based-system-student-route](http://www.gov.uk/government/publications/points-based-system-student-route) very carefully so that all your supporting documents are in the correct format and to ensure that your application goes smoothly. Always keep copies of all the documents that you submit.

### Biometric information

As part of the visa application process, you will need to have your fingerprints scanned and have a digital photograph taken. This is usually done at the Visa Application Centre, when you submit your application.

### Immigration health surcharge

Applications for visas that are more than six months long will also include an 'immigration health surcharge'. The surcharge is calculated as £776 per year for each year of your visa. If your visa includes part of a year that is six months or less you will be charged an additional £388 for this period. If your visa includes part of a year that is more than six months, you will have to pay £776 for this period.

When you fill in your online Student visa application form, you will automatically be directed to create an account on the Immigration Health Surcharge portal and pay the required charge. Once you have done this, you will be given a reference number.

### Visa interviews

You may be required to have a visa interview, and this could take place at the Visa Application Centre when you attend to submit your application and have your biometrics taken. You may have a Microsoft Teams interview with a Home Office member of staff in the UK and are likely to be asked about your course, where you want to study and your reasons for studying in the UK. The report of the interview will be sent to the entry clearance officer who makes the decision on your Student visa application. For further information please see [www.gov.uk/student-visa/course](http://www.gov.uk/student-visa/course)

### What happens next?

If you are successful in your visa application, you will receive a visa for study at the University of Bradford. This visa is only valid for study at our university. To study at another university, you would have to start a complex and lengthy process to change your visa.

You will be issued with a decision letter and a visa valid for 90 days in your passport; you must travel to the UK within this 90-day period. The start date of your visa will be determined by either your intended travel date or one month before your official course start date as confirmed on your CAS, whichever is later.

Please carry your decision letter with you in your hand luggage, as you will need to show this with your passport to the Border Officials on entry to the UK. When you arrive in Bradford, you will be able to collect your Biometric Residence Permit (BRP) card, which will have the full details of the length of your visa. We will help you in the process of collecting your BRP card as part of your enrolment activities.



### Complete your online enrolment

Before you leave home you will be sent instructions on how to complete your online enrolment.

More details can be found on our website as well as frequently asked questions for every page of the process.

During your online enrolment you will sign up to the student contract and you will be asked to make a payment.

You can still complete online enrolment if you are waiting for the outcome of your visa application.

If you have any issues with your online enrolment you can contact the welcome team on [welcome@bradford.ac.uk](mailto:welcome@bradford.ac.uk) or call +44 1274 236161.

### Visa support and advice

Please email [visasupport@bradford.ac.uk](mailto:visasupport@bradford.ac.uk) at an early stage with any questions that you may have.

## 1.4 Your money

Before you travel to the UK it is very important that you have enough money to cover your fees and living expenses. Please do not expect a part-time job to cover these costs.

If you are bringing money with a value of more than 10,000 GBP (includes money in any currency and banker's drafts) into the UK you must declare this. You will have to submit a completed declaration form to Customs at Immigration when you arrive in the UK. You should also check to see if there are any regulations or restrictions on the amount of money you can take out of your own country.

We recommend that you limit the amount of cash you carry in person for security reasons. If you must carry cash, you are advised to bring a selection of £10 and £20 notes. Please be aware that £50 notes are not accepted on campus.

The logos below can be found on UK cash machines. If your card carries any of these logos, you can withdraw cash from cash machines bearing the same logos, but you might be charged a fee. Contact your bank in your country before leaving home, to find out if you have a maximum daily withdrawal limit, and if there are any special arrangements that you need to make to use your card in the UK.



### 1.4.1 Your fees

The cost of your tuition (and bench) fees for 2024/25 is stated on your offer letter. Full tuition fee information can be found [online](#).

More information about **early payment discounts** and payment plans can be found in Section 4 or [online](#).

### 1.4.2 Your living costs

Living costs are calculated for visa purposes as being £1,023 per month for students who live outside of London. If you are on a course of 12 months or over, you need to show that you have funds for your living costs for 9 months (i.e.  $£1,023 \times 9 = £9,207$ ), in addition to the tuition fees for the first year of your course, when you make your visa application.

Most of our accommodation contracts in Halls of Residence are for 42 weeks (10.5 months), though one-semester or 51-week tenancies are also available. The money that you will actually require during the year will therefore need to be adjusted accordingly.

We have given a few examples of typical costs below to give you some guidance. These costs are estimates, and do not include any money for national travel costs, or leisure activities. Remember that you will need additional money to cover those costs. The figures are also based on a student who prepares most of their meals themselves, rather than eating out all the time. Everyone is different and you

## Student quote



“The University of Bradford supported me from the very beginning, from the moment I was picked up from the airport upon my arrival, to the excellent induction process of getting to know my tutors, exploring the campus, and getting familiar with my modules.”

**Seif Agag, MPharm**  
Pharmacy student from Egypt

Estimated minimum living costs in Bradford 2023/2024	42 weeks	51 weeks
Accommodation depending on type*	£3,780 to £6,910*	£4,335 to £8,305*
Average gas, electricity and water bills	£1,186	£1,440
Food (based on £60 per week)	£2,520	£3,060
Toiletries, laundry and household (based on £15 per week)	£630	£765
Books, stationery, photocopying and printing (based on £10 per week)	£420	£510
Mobile phone costs (based on £10 per week)	£420	£510
Local Travel – if required (based on £20 per week)	£840	£1,020
Set-up costs	£500	£500
Insurance for personal possessions**	£70**	£70**
<b>Estimated Total</b>	<b>£10,366 – £13,496</b>	<b>£12,210 – £16,180</b>

\* Accommodation may be in Halls of Residence (standard rooms or en-suite rooms available) or in private housing. Halls of Residence rents usually include all utility bills. Rent in some private housing will include room only, others include the cost of utility bills, please check with provider. Please check with your accommodation provider for further details

\*\* Insurance for personal possessions is included in Halls of Residence rents. Rent in private houses does not include this insurance, and this cost should be included in your planning.

## Useful links

Guidance on visa applications for your family: [www.ukcisa.org.uk/Information--Advice/visas-and-Immigration/Dependants](http://www.ukcisa.org.uk/Information--Advice/visas-and-Immigration/Dependants)

may need to adjust these figures according to your own lifestyle and circumstances. A bonus is that you can find student discounts on many things, from books, music and fashion to movies and eating out. Watch out for vouchers and discount cards when you arrive at the University and at the Reception Desk in our Students' Union.

The amount of money that you need also varies according to the time of year. At the start of the academic year, you will need to have access to money for your accommodation deposit and for your rent (although it is best to pay these in advance), as well as buying kitchen and bedding items when you first arrive. You may also find that you need to buy some warm clothes in your first few days, as the temperature in September can be quite variable, and it is often very cold if you are going to be a January start student.

We would strongly advise you to arrange additional 'reserve' funding, to take account of any possible changes of circumstances (such as a change in the exchange rate or situations in your home country) or unforeseen personal problems. If you are being funded from your home country, you will need to make sure that your money can be sent to you regularly.

### Living costs for a family

The costs given on page 7 are for a single student.

Please note the UK government announced changes to who can bring dependants which came into effect in January 2024. Ensure you understand the requirements before submitting your visa application.

If you have any questions, please contact our Visa Support Team on [visasupport@bradford.ac.uk](mailto:visasupport@bradford.ac.uk)

See also Section 8.2 Bringing the Family.





## 1.5 Your accommodation

It is important that you choose your accommodation carefully and according to your budget and needs. You will always be asked to sign a contract, which is 'legally binding'. This means that if you change your mind and want to move out of your accommodation early before the end of the contract, you will still be asked to pay the amount of money for the full contract, not just for the time you have spent in the accommodation.

### 1.5.1 Halls of Residence - The Green

The University of Bradford does not own or operate its own student accommodation. However, accommodation can be found with the University's preferred student accommodation provider at **The Green**. Homes for Students are responsible for the management of accommodation at The Green. If you would like to live in The Green please apply as soon as possible via the Homes for Students application portal <https://wearehomesforstudents.com/student-accommodation/university-of-bradford>

Full details of our accommodation is available at [www.bradford.ac.uk/accommodation](http://www.bradford.ac.uk/accommodation)

The Green is the only halls the University has a direct link to and is managed by Homes for Students. Homes for Students have achieved the Investors in Students gold accreditation for delivering positive student experiences which means you can be sure of a welcoming community atmosphere.

### 1.5.2 Private accommodation - Unipol

There are rooms in private accommodation available close to campus. This ranges from rooms in private halls of residence to shared houses with other students, and self-contained apartments.

Unipol Student Homes ([www.unipol.org.uk/bradford](http://www.unipol.org.uk/bradford)) is a charitable organisation

that the University works with to ensure that private landlords meet certain standards in the accommodation they provide and the way it is managed. Unipol Student Homes have a 'Code of Standards' that landlords are encouraged to sign up to. Properties that meet these standards are clearly identifiable by a 'thumbs up' logo.

The Unipol Student Homes website allows you to search for suitable properties and the "Student to Student Noticeboard" section allows you to post messages to look for other students to share accommodation with. They also offer lots of useful advice and tips about choosing private accommodation. Please see their comprehensive advice to choosing accommodation in the private sector [www.unipol.org.uk/media/edyhi3ze/house-hunting-guide-2024-bradford-web.pdf](http://www.unipol.org.uk/media/edyhi3ze/house-hunting-guide-2024-bradford-web.pdf)

### 1.5.3 Family accommodation

We fully appreciate that many international students will want to bring their families with them when they begin their studies. Family accommodation is limited. It is important to be realistic about the budget for family accommodation as this costs significantly more than individual accommodation. Check the visa regulations at an early stage to find out if it will be possible for them to apply for a visa to join you (see Section 8.2 of this booklet and visit [www.gov.uk/student-visa/family-members](http://www.gov.uk/student-visa/family-members)).

If the visa regulations permit you to bring your family, we suggest that you start your search for suitable properties through Unipol Student Homes, see [www.unipol.org.uk/bradford](http://www.unipol.org.uk/bradford), as the University does not have accommodation for families or married couples.

From 1 February 2016, landlords for private housing in England have to check that their tenants have a valid visa before signing a contract. You will need to have your passport and Biometric Residence Permit with you, when you are making the final arrangements for signing your tenancy agreement.

# Section 2: Your Journey



## 2.1 Travel plans

Book an air ticket to Leeds Bradford Airport if possible. This is the closest airport to the University and will be the most convenient for you. There are regular connecting flights from London Heathrow, Amsterdam, Brussels, and Paris airports. If this is not possible, you can also choose to fly to Manchester Airport, but please bear in mind that this is further away from Bradford. Book your air tickets as far in advance as possible for the best prices, however do not purchase tickets until you have received your Student visa.

## 2.2 When to arrive

Plan to arrive in time for International Student Enrolment which starts from Monday 9 September. Check your offer letter for arrival dates in January. We have organised an orientation and induction programme. During this period, you will have time to open a bank account, register with the Health Service, shop for necessities and other practicalities. There will also be guided campus and city tours and trips to local areas of interest to help you familiarise yourself with your new surroundings.

If you are staying at The Green, you can check with them directly to arrange your move in date. If possible, plan to travel so that you arrive in Bradford during the day. It will be much easier for you if you arrive when all the offices are open (usually between 9.00am and 5.00pm). Your term-time tenancy agreement can be confirmed in advance. If you are going to be living in private halls or a private house, you should check what day they are expecting you.

## 2.3 Luggage

Most airlines will allow you around 20kg of luggage on your flight (check with your airline for the exact amount), pack carefully to avoid paying excess baggage charges. You will be able to buy items such as bedding, towels and household goods such as kitchen equipment in the UK when you arrive. We have daily walking tours to the city centre and a number of shopping trips by coach to places where you can buy good-value items. Second-hand items may also be available during the orientation period. If you book the airport pick-up service, we can only guarantee space for two suitcases.

Remember to label your luggage clearly with your name and your address in Bradford. Attach these details securely to the outside of your suitcase and also put a copy of this information inside your case to help the airline return it to you if it gets lost on your journey.

The weather in the UK is notoriously changeable! It is helpful to have several layers of clothing that you can put on or take off according to the changes in the weather. You will certainly need a warm coat for the winter, preferably with a hood, as well as gloves, scarf

and a hat. An umbrella is also an essential item! You can buy warm clothing locally at reasonable prices, so do not feel you have to use all your luggage allowance on this.

You might like to bring your traditional dress from your country or region, as there will be occasions during the year when you will be able to wear this - at the Civic Reception that the Lord Mayor holds in the City Hall for example.

As we have a wide range of sports clubs ([www.bradfordunisu.co.uk/get-involved/sports](http://www.bradfordunisu.co.uk/get-involved/sports)) at the University, it is highly likely that you will be able to continue playing your favourite sports when you get here, or try something new! If you have any specialist equipment (e.g. ice hockey gear, football boots, squash or badminton racquet) bring it with you. You will be able to start playing soon after you arrive and you will have a ready-made opportunity to meet new friends!

It is good idea to bring a few photos of your family and friends with you, as well as a few favourite items that remind you of home.

Do not bring fresh foods as there are strict rules governing the import of many animal, dairy and vegetable products. If in doubt, leave it out!

For a list of goods you cannot bring into the UK, see [www.gov.uk/duty-free-goods/banned-and-restricted-goods](http://www.gov.uk/duty-free-goods/banned-and-restricted-goods)

### 2.3.1 Safety tips for your journey:

- Do not bring large amounts of cash
- Do not put cash in your suitcase. Carry it in a money belt or shoulder bag that you will be able to wear across your body throughout your journey
- During your journey do not accept help with your luggage from people you do not know
- Do not leave your luggage unattended at any time
- Pack your own luggage
- Do not accept requests to carry items for other people



## Useful links

UK weather  
[www.bbc.co.uk/weather/](http://www.bbc.co.uk/weather/)

Education UK student guides  
<https://study-uk.britishcouncil.org>



## 2.4 Documents to bring

Here is a list of the documents you will need to bring. Carry these in your hand luggage as you may need to show all or some of these at Immigration on entering the UK.

- Passport
- CAS statement and unconditional offer letter
- Your qualification certificates as stated in your CAS statement
- The letter that you receive at the same time as your Student visa
- Your TB health certificate (if this is required for your visa)
- Details of all vaccinations that you have received
- Medical records if you have any pre-existing conditions (with English translation)
- If you have a disability or long term condition, bring any evidence with you.
- Any medication that you are currently taking (including a letter from your doctor in English, confirming which medication you are carrying)
- Your accommodation contract
- Evidence of your finances for your fees and living costs (for example, the bank statements that you used for your visa application, or your official sponsor letter if you are sponsored by your government or a world scholarship organisation).

## 2.5 Travel insurance

It is in your own interests to arrange travel insurance for your luggage and personal items before you travel to the UK. If your luggage is lost or damaged during your journey, you may be able to claim some compensation.

If your luggage is damaged or lost on your journey, please note that it is **ESSENTIAL** to report it at the airport, **BEFORE** leaving the Arrivals area.

## 2.6 Getting from the airport to the University

### 2.6.1 Airport pick-up service from local airports

If you are flying to Leeds Bradford or Manchester Airports in September 2024 or January 2025, and make arrangements with us in advance, we may be able to meet you at the airport and bring you to the University. This is a free service but you must book in advance. It is offered daily from 8:00am - 8:00pm; if an earlier/later arrival is unavoidable we will do our best to accommodate it.

This is a free service but you **MUST** book in advance. Booking must be made by sending an email to [airportpickup@bradford.ac.uk](mailto:airportpickup@bradford.ac.uk) giving the following information:

- Your full name
- Your student number (UB number)
- Arrival airport (i.e. Leeds Bradford or Manchester)
- Date and time of your arrival
- Your flight number
- How much luggage you will be bringing (we cannot guarantee we can accommodate more than two suitcases per person).

Alternatively, you can book at: [www.bradford.ac.uk/international/journey](http://www.bradford.ac.uk/international/journey) – go to 'Airport pick-up' at the bottom of this page.

This service **MUST** be pre-booked. Check the website to see what time transportation will be running between Leeds Bradford or Manchester Airports to the University.

The students who meet you at the airport can be clearly identified by the Team Bradford T-shirts that they will be wearing.

If you can't make use of the airport pick-up service, don't worry! The information on the next page explains how you can reach the University.

### 2.6.2 Leeds Bradford Airport

You can travel onwards to the University of Bradford from Leeds Bradford Airport by taxi or bus.

#### Taxi

- Taxi journeys from Leeds Bradford Airport to the University of Bradford will take around 20 to 30 minutes, depending on traffic and will cost around £26
- Arrow Private Hire is the only taxi company permitted to operate directly from the Airport
- Go to the Arrow Private Hire taxi office. This is immediately outside the Arrivals Terminal
- At the taxi office, tell the receptionist the address you want to go to (including postcode)
- The receptionist will tell you the price and you will need to pay for the journey in the taxi office before getting in the taxi
- If you want to book your taxi in advance, you can pre-book online via [www.arrowprivatehire.co.uk](http://www.arrowprivatehire.co.uk)
- If you are asking for the University, make sure that you ask for the University of Bradford, as there are several universities in our region of the UK

#### Bus

- Bus numbers 737 or 747 operate from Leeds Bradford Airport to Bradford Interchange
- The cost is around £4 and the service operates approximately every 30 minutes Monday through to Sunday

For full bus timetables see [www.wymetro.com/buses/timetables/](http://www.wymetro.com/buses/timetables/) and type in 737 or 747 to find the most convenient service for you.

For more information about Leeds Bradford Airport see [www.leedsbradfordairport.co.uk](http://www.leedsbradfordairport.co.uk)



### 2.6.3 Manchester Airport

If you are not able to book a flight to Leeds Bradford Airport, you may find that as an alternative you can book a direct flight from your country to Manchester Airport. This is approximately 80 kilometres from the University of Bradford. You can travel onwards to the University from here by coach or train.

#### Coach

- The National Express coach is the easiest method of transport, as you can come directly to Bradford without needing to change anywhere or carry your luggage very far.
- Details of the National Express coach service and timetable can be found at [www.nationalexpress.com](http://www.nationalexpress.com)
  - The journey should take around 2 hours
  - The cost of a single ticket is currently around £11
  - You can book a ticket online, in advance, if you have a credit or debit card
  - Alternatively, you can buy your ticket from the Tourist Information Centres in the Arrivals Hall in Terminal 1 and Terminal 2 at Manchester Airport
  - The place that the coach departs from is called 'The Station' and is situated between Terminal 1 and Terminal 2

#### Train

If you decide to come by train, you will need to change trains at least once, to get to Bradford. There are two stations in Bradford – Bradford Interchange and Bradford Forster Square. Choose Bradford Interchange, as from here you can easily take a taxi to the University.

- Details of the train services and timetables can be found at [www.nationalrail.co.uk](http://www.nationalrail.co.uk)
- The journey should take around 2 hours
- The cost of a single ticket is currently between £25 to £32
- You can buy your ticket from self-service ticket machines or from the ticket office at the station in the Airport
- The place that the trains depart from is called 'The Station' and is situated between Terminal 1 and Terminal 2

#### Taxi

It is very expensive to travel by taxi from Manchester Airport to Bradford, with fares starting from around £100.

For more information about Manchester Airport see [www.manchesterairport.co.uk](http://www.manchesterairport.co.uk)

## Useful links

Car parking on the university campus  
[www.bradford.ac.uk/about/visit/car-parking/](http://www.bradford.ac.uk/about/visit/car-parking/)

Driving in the UK  
[www.ukcisa.org.uk/Information--Advice/Studying--living-in-the-UK/Driving](http://www.ukcisa.org.uk/Information--Advice/Studying--living-in-the-UK/Driving)

### 2.6.4 Other Airports

If you arrive at another airport in the UK, and you are not able to get a connecting flight, you can travel onwards to Bradford either by coach or train. The coach is generally the cheapest and the most direct option when you have a lot of luggage.

#### Coach

Details of the National Express coach service and timetables can be found at [www.nationalexpress.com](http://www.nationalexpress.com)

#### Train

Details of the train services and timetables can be found at [www.nationalrail.co.uk](http://www.nationalrail.co.uk). If you are travelling by train from London, you will need to take the train from King's Cross station.

### 2.6.5 Bradford Interchange

Trains arrive at Bradford Interchange or Bradford Forster Square station; coaches arrive at Bradford Interchange.

- From either station take a taxi to the University (only use the white taxis with the green diagonal stripe on them). The journey takes about 5 to 10 minutes by taxi depending on the traffic and the cost is approximately £3.00 to £5.00
- Or from Bradford Interchange the most direct route is to take the 576 bus to the University which runs frequently, Monday through to Sunday, costing approximately £1.60

## 2.7 Emergency contact number

If you have any difficulties on your journey, and need to inform the University of changes to your arrival plans, you can call the following number during September. There is no charge for calls to this number from within the UK, and it is operational 24 hours a day, 7 days a week, all through September. It will be answered by staff of the University at all times.

### Emergency contact number:

**01274 269999** (when calling from within the UK), **+441274 369999** (when calling from outside the UK)

## 2.8 Travelling by car

If you are thinking about bringing your car with you, please check in advance with your accommodation provider whether there will be any car parking possibilities. Not all Halls of Residence have car parking availability for residents, and it is extremely important for you to find out before you arrive what the situation is and the costs that will be involved. Car parking permits for the University campus itself are also limited. Also please remember that in the UK we drive on the left.

## 2.9 Collecting the keys for your accommodation

When you have accepted your accommodation offer, arrival information will be emailed to you. If you are going to be living in The Green, please read the details on the table below very carefully, so that you know where to register for your accommodation and collect your keys on arrival.

NOTE: If you have any doubts about when and where to arrive, please contact The Green.

Key collection for Halls of Residence other than The Green is from the Reception Desks in those Halls, and you will be given details by them in your offer of accommodation.

Students living in private housing should arrange arrival date/time and key collection directly with the landlord.

## Accommodation Arrival Information

Please read the following details carefully so you know where to register and collect your keys on arrival.

Times	Location	Student Group/Notes
International students (early arrival by arrangement)		
9am to 6pm	The Green Reception, The Orchard, BD7 1BS	Note: Students arriving early will be charged for additional nights
All students – main intake period: Saturday 14 September for Ensuite rooms Saturday 1 September for Townhouses		
Saturday 9am to 6pm	The Green Reception, The Orchard, BD7 1BS	All students



# Section 3: What to do when you first arrive



## 3.1 Your first few days

It can seem quite confusing when you first arrive, and you do not know what to do and where to go. Don't worry, lots of help will be on hand! This is why we have an International Student Information Point and a full and varied programme of orientation, induction and social activities for you to participate in when you arrive.

The International Student Information Point will be open from 9 September 2024. Just follow the signs in the Richmond Building and you will find us! The Visa Support Team and a team of student helpers will be on hand to answer any queries that you may have. You will be able to find lots of practical information here about living in Bradford and can join in with our daily guided campus and Bradford city centre walking tours (you might need to reserve a spot on these tours in advance). Pick up a programme here for our orientation talks, and if you attend as many of these sessions as possible, you will be well prepared for living and studying in the UK.

Full details of all the events will be available from [www.bradford.ac.uk/new-students/faqs/](http://www.bradford.ac.uk/new-students/faqs/). Copies of the programme will also be available at many locations on campus and at the Halls of Residence in September.

If you are arriving at any other times of the year, please come to the MyBradford Student Support Centre in the Richmond Building. We will be happy to help you with practical information.

## 3.2 Important things to do

- Let your family know you have arrived safely! You will have access to the internet to send an email home, even before you have enrolled. We will have SIM cards available for your mobile phone. Sometimes it is necessary to 'unlock' the mobile before the SIM card will work, but often it will be ready for immediate use
- Collect your Biometric Residence Permit (if you are on a Student visa)
- Enrol on your course
- Open a bank account

- Register with the Health Centre at [www.bradfordstudenthealth.co.uk/join-the-practice](http://www.bradfordstudenthealth.co.uk/join-the-practice)
- Go to your Faculty Welcome and Induction

Full details of how to do all of these things are given on the following pages. The other important things you need to do are:

- Attend the full induction programme that your Department will be arranging for you
- Visit the International Student Information Point in Richmond Building. Here you will be able to get lots of practical information, find out about the programme of events and ask any questions that you may have
- Go on a campus tour to learn where the main facilities of the University are (from the International Student Information Point)
- Go on a city tour to find out where the main shops are for groceries, bedding, towels, plug adaptors and clothes (tours daily, starting from the International Student Information Point)
- Attend as many of the orientation sessions as possible. If you attend them all, it will answer many of the 'frequently asked questions' that students have when they first arrive, and it will prepare you for life in Bradford and for starting to study here.
- Talk to people! Don't be shy – it is normal to feel anxious at first regardless of where you come from in the world. Other students will be feeling the same. Don't worry about your English, nobody will mind if you make mistakes. It is far more important just to start talking to other students, and soon you will find that you are making friends from all over the world!
- Join a Club or Society – we have a whole range of sports, country societies and clubs for interests of all kinds (see [www.bradfordunisu.co.uk/sport](http://www.bradfordunisu.co.uk/sport) and [www.bradfordunisu.co.uk/activities](http://www.bradfordunisu.co.uk/activities)). It is a brilliant opportunity to try something new, or to keep up with an existing sport or hobby that you may have. Best of all, you will be meeting and getting to know people, practising your English and enjoying yourself!



### 3.3 Collecting your Biometric Residence Permit

If you have a Student visa, you will need to collect your Biometric Residence Permit. You can collect this as part of your enrolment. If your Student visa Biometric Residence Permit is being delivered to the Post Office, you will need to collect this before you complete enrolment. You can co-ordinate to collect this with a Student Ambassador.

### 3.4 Opening a bank account

The majority of international students open a UK bank account when they arrive in Bradford. There are strict regulations that the banks must adhere to when opening an account for you.

The documents that you are likely to need to open a bank account are:

- Your passport
- Your Biometric Residence Permit (if you are on a Student visa)
- 'Letter of Introduction to UK Banking Facilities'. You can obtain this letter from e:Vision after you have enrolled on your course.

It can often take a few weeks for your bank account to become active, so we strongly recommend that you bring some cash with you (around £500) or a prepaid travel card, so that you can meet your everyday expenses in the meantime. Remember also that if you are going to deposit a cheque into a UK bank account, it will take time for this to clear before you can withdraw the money (generally a minimum of 4 or 5 working days for UK cheques, and often 28 days or more if converting from another currency).

Try not to bring £50 notes. They are not common currency in the UK and often are not accepted in shops.

Most UK banks (for example Barclays, HSBC, Lloyds, NatWest, Santander and TSB) have branch offices in Bradford city centre - just a 10-minute walk from the City Campus.

### 3.5 Health Centre registration

It is important to be registered with a doctor (often called a GP – General Practitioner) near to where you live in the UK. You can register with the Bradford Student Health Service if you live close to the University or within their Practice area and are here on a course that lasts more than 6 months.

If you are arriving in September, you will be able to register with the Student Health Service at the same time as enrolling with the University. You will be asked to complete a health questionnaire – this information is completely confidential.

You can also register with the Health Centre online on your pre-enrolment portal. For more information please visit [www.bradfordstudenthealth.co.uk](http://www.bradfordstudenthealth.co.uk)

**If you attend an appointment at the health centre please bring:**

- Your TB health certificate
- Details of all vaccinations that you have received Medical records if you have any pre-existing conditions (with English translation)
- Any medication that you are currently taking (including a letter from your doctor in English, confirming which medication you are carrying)

If you want to register with another local doctor that is closer to where you will be living, you can do that. You can search local doctors by your postcode using this online tool:

[www.nhs.uk/service-search/find-a-gp](http://www.nhs.uk/service-search/find-a-gp)

#### TB tests

Even though you may have had a TB test in your home country, you may be asked to have further tests at the Student Health Centre. Please make sure you attend the appointment if requested to do so.



### Useful links

Helpful information about bank accounts for international students  
[www.ukcisa.org.uk/Information--Advice/Studying--living-in-the-UK/Opening-a-bank-account](http://www.ukcisa.org.uk/Information--Advice/Studying--living-in-the-UK/Opening-a-bank-account)

Information for international students from Bradford Student Health Service  
[www.bradfordstudenthealth.co.uk](http://www.bradfordstudenthealth.co.uk)

Keeping healthy  
[www.ukcisa.org.uk/Information--Advice/Studying--living-in-the-UK/Health-and-healthcare](http://www.ukcisa.org.uk/Information--Advice/Studying--living-in-the-UK/Health-and-healthcare)

# City centre map






© University of Bradford

## Bradford Interchange Bus Station

The Bradford Interchange Bus Station is temporarily closed. Please refer to the Metro website for updates [www.wymetro.com/plan-a-journey/travel-news/bus-travel-alerts/bradford-interchange-closed/](http://www.wymetro.com/plan-a-journey/travel-news/bus-travel-alerts/bradford-interchange-closed/)

### Symbols key

-  These shaded areas of the streets denote pedestrianised areas
-  One-way traffic flow
-  Tourist Information Centre



Centenary Square, Bradford city centre



Mirror pool in City Park, Centenary Square, Bradford



Broadway Shopping Centre in Bradford



## Campus key

- |  |  |
|--|--|
| <ul style="list-style-type: none"> <li>1. Richmond Building</li> <li>2. Atrium, Richmond Building</li> <li>3. Richmond Building Workshop Block</li> <li>4. ICT Building (Institute of Cancer Therapeutics)</li> <li>5. Norcroft Building and Norcroft Centre</li> <li>6. The Green (student accommodation)</li> <li>7. Horton A Building</li> <li>8. Horton D Building</li> <li>9. Chesham B Building</li> <li>10. Chesham C Building</li> </ul> | <ul style="list-style-type: none"> <li>11. Student Central and J B Priestley Building</li> <li>12. Unique Fitness: gym and sports facilities and Carlton Building: prayer facilities</li> <li>13. Pemberton Building</li> <li>14. Ashfield Building</li> <li>15. Phoenix Building South West</li> <li>16. Phoenix Building North East</li> <li>17. Bright Building</li> <li>18. Cavendish Building (STEM Centre)</li> <li>19. Cobden Building</li> <li>20. Peace Garden</li> </ul> |
|--|--|

**Sat Nav  
Postcode  
BD7 1AZ**

# Section 4: Paying your fees





## 4.1 Paying your fees

Payment and / or confirmation of funding is always required before or during your online enrolment. Your payment information will have been sent to you with your offer letter.

If you have any questions about when to pay your fees, please contact the Credit Control Team for guidance at [creditcontrol@bradford.ac.uk](mailto:creditcontrol@bradford.ac.uk)

### 4.1.1 Payment of fees by your sponsor

If your fees are being paid by a sponsor, you must provide an original letter on official letter-headed paper from your sponsor confirming their agreement to pay the University fees directly. A sponsor will be a company or organisation covering the cost of your studies (for example, an employer or Government agency).

Send your sponsor letter to [creditcontrol@bradford.ac.uk](mailto:creditcontrol@bradford.ac.uk)

An invoice will be sent to your sponsor once you have enrolled and full payment must then be made within 30 days. Instalments are not available for payments made by sponsors.

Please note: friends or relatives are not considered as sponsors.

### 4.1.2 Payment of fees by you or a family member

Your contractual payment terms can be found on our website.

#### Option 1: Pay in full

You can pay your fees in full before or during your online enrolment for your upcoming academic year.

The University currently offers an early payment discount of 3% on annual tuition fees of £8,000 or over (after all fee scholarships/ discounts have been applied), where 97% of your annual tuition fees are paid before or during your online enrolment/re-enrolment. Further information and eligibility criteria is available online.

#### Option 2: Pay in instalments

If your fees are over £500, you must pay a minimum of 50% of your fees (unless otherwise confirmed on your offer letter) before or during your online enrolment. Your remaining fees will be scheduled for you to pay by the dates confirmed in the payment plans offered by the University (these will be based on when you are due to enrol/re-enrol and your course type).

Payment plans are not available for fee charges of £500 or under, or short courses with a study period of 20 weeks or less.

Once your enrolment and Welcome ID check is complete, your fees will be invoiced, and you will be able to check your fee charges, payment due dates and make payments through the MyBradford option in e:Vision.

Enrolment period	Standard payment plan
September / October 2024	Minimum fee payment of 50% to complete enrolment followed by 2 equal instalments due by 16 January and 1 April 2024
January / February 2025	Minimum fee payment of 50% to complete enrolment followed by 2 equal instalments due by 1 May and 1 August 2024
June 2025	Minimum fee payment of 50% to complete enrolment followed by 2 equal instalments due by 1 September 2024 and 16 January 2025

## Useful links

Full details of how to enrol on your course will be sent to you by email during the summer, and will also be available on the University website at [www.bradford.ac.uk/new-students/](http://www.bradford.ac.uk/new-students/)

### Stop – Challenge – Protect

Pay the University directly, please do not pay via unknown third parties. Let's work together to keep the fraudsters out of business.

If in doubt, call us for advice.

**4.1.3 Making payments to the University**  
Payzone are an internationally recognised team who can assist with your payment queries. Open Monday to Friday, 9am until 4pm  
[payzone@bradford.ac.uk](mailto:payzone@bradford.ac.uk) +44(0)1274 233137

The University have partnered with Flywire, providing choice, safety, reliability, and convenience for your online payments. You can also pay on campus at the Payzone or use our Automated Telephone Payment line.



Flywire (online card payments and bank transfers)

Visit <https://bradford.flywire.com/> to pay online by card or bank transfer via Flywire in 140 currencies from over 240 countries/territories. Payments are fully trackable, so you can be assured of the status of your payment at all stages.



**Pay in person (at Payzone)**  
Pay by card in person at Payzone situated in the Atrium, Richmond Building.

**PLEASE NOTE** that we are unable to accept cash payment.



**Pay by phone**  
Make a card payment 24/7 using our Automated Telephone Payment line:  
+44(0)300 023 0503

## 4.2 Other information

We sincerely hope that your time at the University will be very happy and straightforward. However, we recognise that sometimes there may be problems. And sometimes there may be circumstances that lead to a student having to withdraw from their studies. Here is some brief information about what to do, if you should find yourself in this situation.

### 4.2.1 Late arrivals

If you are unable to make it here in time for Welcome Week and the start of term, many of our programmes accept late arrivals and will provide tailored support to help you settle in and catch up on any study you have missed. Further details can be found on our website [www.bradford.ac.uk/new-students/late-arrivals/](http://www.bradford.ac.uk/new-students/late-arrivals/). You will not be permitted to enrol after the late arrival date for your course.

### 4.2.2 Withdrawal from your programme of study/course

It is important to complete the Change of Circumstances Form, which can be found by logging in to e:Vision at <https://evision.brad.ac.uk> and needs completing online. Tuition fees will be adjusted based on the date you inform us of your withdrawal, and there may be an administrative charge.

If you withdraw from your studies, and are on a Student visa, the University has an obligation to inform UK Visas and Immigration, and you will be expected to leave the UK. Check with the Visa Support Team ([visasupport@bradford.ac.uk](mailto:visasupport@bradford.ac.uk)) for further information, and to be certain that you do not breach any of the strict Student visa immigration regulations.

### 4.2.3 Withdrawal prior to enrolment where an advance payment has been made

If you make a payment in advance towards your tuition fee, but do not then enrol on your course, you will normally be refunded the payment minus an administration fee.

Withdrawal prior to enrolment where an advanced payment has been made will normally be refunded the payment minus an administration fee of £200.

All refunds will be returned to the originator and will be subject to further bank charges incurred by the University for Forex/transfer fees.





# Section 5: EU students – fees and support



## Useful links

Student finance  
[www.gov.uk/apply-for-student-finance](http://www.gov.uk/apply-for-student-finance)

### 5.1 EU student enrolment

EU students should enrol with the Visa Support Team. The team will carry out a right to study check (they will need evidence of your pre-settled or settled status, or your immigration permission, such as your Student visa).

### 5.2 Health care for EU students

If you have been granted a Student visa, you will have paid the Immigration Health Surcharge which will give you access to NHS services. If you have either pre-settled or settled status you may also continue to use NHS services. If you are coming for a shorter course of study, we would advise that you obtain Comprehensive Sickness Insurance.

### 5.3 Tuition fees for undergraduate studies

Following the UK's exit from the European Union, the UK government has confirmed that EU, EEA and Swiss nationals who are not registered as 'settled or 'pre-settled' in the UK will no longer be eligible for home/UK fee status or financial support from Student Finance England. This means that these students will pay the same fees as international students.

EU nationals who are resident in the UK and meet all other eligibility requirements will still be entitled to fees at the UK student rate and to the financial support options available to UK students.

Irish nationals living in the UK or the Republic of Ireland will be treated the same as UK students for fees and funding purposes, due to the UK-Ireland Common Travel Area agreement.

UK nationals living in the EU, EEA and Switzerland may also continue to be eligible for Home/UK fee status, when entering courses at UK universities until 31 December 2027 (subject to meeting eligibility criteria).

Please check at an early stage with the Student Finance Services European Team as to your status and or eligibility for a Student Finance Loan ([EU\\_Team@slc.co.uk](mailto:EU_Team@slc.co.uk)) or [hub-finance@bradford.ac.uk](mailto:hub-finance@bradford.ac.uk) before you enrol.

The Student Finance Services European Team, based in Darlington, UK, will deal with your applications and enquiries. You can call their helpline at **+44 141 243 3570** or email [EU\\_Team@slc.co.uk](mailto:EU_Team@slc.co.uk)

If you do have a tuition fee loan to cover the cost of your course when you enrol, you will be asked to prove you have applied. If you have not applied, are not eligible for a tuition fee loan, or have chosen not to apply for one and are paying the fees yourself, you will need to pay 50% of the tuition fees at enrolment. The remainder can be paid in instalments.

### 5.4 Tuition fees for postgraduate studies

Tuition fees for EU students commencing their postgraduate studies in 24/25 will be at the same level as our international student fees. For full details, see: [www.bradford.ac.uk/money/fees/pgt-international/](http://www.bradford.ac.uk/money/fees/pgt-international/)

If you're already living in the UK and have either settled or pre-settled status, it's worth contacting Student Finance England (SFE) to establish whether or not support would be available via the means of a Postgraduate Loan. Please be advised that this type of loan is only available to students classed as home students.

SFE can be contacted via twitter [@SF\\_England](https://twitter.com/SF_England) or Facebook: [@SFEngland](https://www.facebook.com/SFEngland).

# Section 6: International Opportunities



## Exchange Students

If you are an incoming exchange student to the University, you will be looked after by The International Opportunities team. We are here help you make the most of your time at the University of Bradford and in the United Kingdom. Please follow this link to access our full Exchange Student Pre-Arrival Guide for your next steps: [www.bradford.ac.uk/exchanges/incoming/](http://www.bradford.ac.uk/exchanges/incoming/)

## International Students & The Turing Scheme

**International Students & The Turing Scheme**  
The International Opportunities team would like to welcome you to the University of Bradford. During your time here, you are able to access funding for a variety of short and long experiences abroad. Enhance your employability, develop invaluable intercultural skills and expand your global network through our Turing Scheme Placements. You can find out more about the opportunities available and the experiences of past students on our website: [www.bradford.ac.uk/exchanges/turing-testimonials/](http://www.bradford.ac.uk/exchanges/turing-testimonials/)

For more information, please contact us at [studyabroad@bradford.ac.uk](mailto:studyabroad@bradford.ac.uk)



The network of friendships I forged during the exchange program is perhaps the most cherished aspect of this experience. The connections I made with fellow exchange students and local peers have transcended borders, leaving me with a global network of friendships. Sharing stories, traditions, and laughter with individuals from different walks of life has deepened my appreciation for the rich diversity of humanity.

**Mawa Pitia, MA Peace, Conflict and Development**

# Section 7: Academic English Language Support



Our Language Centre offers a wide range of FREE Academic English Language support for all international and EU students registered at the University. Many students tell us how our help has enabled them to achieve better results and feel more confident about their studies.

The Language Centre team are teachers of English language and linguistics who have chosen to specialise in the field of English for Academic Purposes. They know the best methods for teaching you effectively and to enable you to study independently and continue to build on your skills throughout your studies and beyond.

## 7.1 Academic English Language support classes

We have FREE weekly academic English classes to help you develop your skills during your studies. You can attend every week, but each class is stand-alone, so you do not have to attend weekly. Classes take place at lunch time (12:00 - 13:00pm or 13:00 - 14:00) and are repeated 16:00 - 17:00. There is no need to register - just turn up!

### Weekly class schedule:

- Mondays - Academic Writing
- Tuesdays - Academic Speaking and Academic Vocabulary
- Wednesdays - Discussion forum
- Thursdays - Grammar
- Friday - Pronunciation

## 7.2 Workshops

We also run a full programme of online and on campus workshops to give you plenty of opportunities to practise the skills learned with a lecturer's support.

### Topics covered include:

- Academic reading skills
- Academic listening skills
- Academic style
- Paraphrasing in academic writing
- Academic language and vocabulary
- Common errors in writing
- The language of critical thinking
- The language of presentations

## 7.3 One-to-Ones

We offer one-to-one (1:1) appointments with an experienced English for Academic Purposes lecturer throughout the academic year (and particularly in the last three weeks of term) to work on any aspect of academic English with you. During a 1:1 session we can:

- Answer any specific questions you may have about academic English language.
- Provide some help with reading and writing skills, grammar and word usage, punctuation, pronunciation, and referencing skills.
- Look at a sample of your written work (for example, a longer paragraph or one page) and provide formative feedback.
- Provide advice on study skills, learning materials, classes and workshops.
- Provide guidance on how you can further develop your English skills and agree an action plan with you.

## 7.4 Online Resources

You can access our online resources via the University's Virtual Learning Platform (Canvas). Resources from all the support classes and workshops and self-access materials are available to help you develop your academic English language skills. Search for "The Language Centre Support Classes" on Canvas and click join this course.

The Language Centre is here to help you succeed in your studies!

For more information, please see [www.bradford.ac.uk/language-centre/support-during-studies/](http://www.bradford.ac.uk/language-centre/support-during-studies/)

# Section 8: Other important information



## 8.1 Academic Skills Advice

Looking to improve your maths, writing or study skills? Academic Skills Advice is a free service, available to any student at the University. We provide one-to-one and small group teaching and guidance, with a wide range of resources designed to help you develop your skills as an independent learner.

## 8.2 Bringing the family

### 8.2.1 Visa regulations

Currently, Student visa regulations permit:

- PhD or research-based higher degree students on full-time courses of at least 12 months' duration
- Government-sponsored students on full-time courses of at least 6 months' duration to apply for 'PBS Dependant' visas for their spouses and children under 18 to join them in the UK for the whole length of their course.

All other students will only be able to apply for their spouse and children under 18 to come for a short period (no more than 6 months) on a 'Standard Visitor' visa.

Full details are available at [www.ukcisa.org.uk/Information--Advice/Visas-and-Immigration/Dependants](http://www.ukcisa.org.uk/Information--Advice/Visas-and-Immigration/Dependants)

You can search for properties suitable for families through the Unipol Student Homes website and they may be able to recommend letting agents to you.

See [www.unipolhousing.org.uk/bradford/](http://www.unipolhousing.org.uk/bradford/) or contact them by email at: [bradfordhousinghub@unipol.org.uk](mailto:bradfordhousinghub@unipol.org.uk) detailing the type of accommodation you require, and they will be able to offer more detailed advice. Family accommodation is very limited in the North of England, so you do need to plan and research this well in advance.

Landlords for private housing in England have to check that their tenants have a valid visa before signing a contract. You will therefore need your passport and Biometric Residence Permit with you, when you are making the final arrangements for signing your tenancy agreement.

Remember that accommodation contracts are binding in law, so make sure that you fully understand what is included in the rent, and that you are satisfied with the condition and location of the property before you sign the contract. Once the contract is signed, you will be liable for the rent for the whole of the contract period, even if you decide to leave the property.

### 8.2.2 Schools

Children of international students studying in the UK can go free of charge to state schools (from 5 - 18 years).

Arrangements should be made well in advance by contacting Bradford Metropolitan Council for details of available places. For information on local schools in Bradford, see [www.bradford.gov.uk/education-and-skills/school-admissions/apply-for-a-place-at-one-of-bradford-districts-schools/](http://www.bradford.gov.uk/education-and-skills/school-admissions/apply-for-a-place-at-one-of-bradford-districts-schools/)

The postcode areas closest to the University are BD7 and BD5. You can search online for schools closest to the postcode where you will be living at [www.bradford.gov.uk/education-and-skills/find-a-school/schools-finder/](http://www.bradford.gov.uk/education-and-skills/find-a-school/schools-finder/)

All the schools have a telephone number and email address listed, for further information.

All schools are regularly inspected by the Government, and a report is made public – this is called an 'Ofsted Report'. You can access the Ofsted Reports of all the schools in the Bradford area – go to the section on 'Inspection Reports' on [www.ofsted.gov.uk](http://www.ofsted.gov.uk)

A central point of contact for schools in the Bradford area is:  
School Admissions Team Children's Services  
Margaret McMillan Tower Princes Way  
Bradford  
West Yorkshire  
BD1 1NN

To make an appointment to meet with the Schools Admissions staff at Margaret McMillan Tower, contact: Tel: **+44 1274 439200**  
Email: [primaryadmissions@bradford.gov.uk](mailto:primaryadmissions@bradford.gov.uk) for schools admission for children aged 5 to 11 years or [secondaryadmissions@bradford.gov.uk](mailto:secondaryadmissions@bradford.gov.uk) for schools admission for children aged 11 to 18 years.

### 8.2.3 Nurseries

If you have children under 5 years and would like them to go to a nursery, please note that there are charges for places in nurseries in the UK, including our nursery facilities on campus. See [www.bradford.ac.uk/nursery](http://www.bradford.ac.uk/nursery) for details about our nursery. It is important to apply well in advance if you would like your children to attend the University nursery, as there is often a waiting list for places. It is important to budget for the nursery fees, as it can cost more than £225 per week to have a child in nursery on a full-time basis.



## 8.3 Chaplaincy and faith provision

Tolerance and respect for religions and beliefs are important at the University of Bradford. The city has places of worship for most faiths and religions, and many of these are close to our campus.

Our Chaplaincy team represent various faith groups and provide spiritual support and pastoral care for staff and students of all faiths and none. For contact details and further information, please see [www.bradford.ac.uk/student-life/support/#d.en.11902](http://www.bradford.ac.uk/student-life/support/#d.en.11902)

## 8.4 Conditions of your Student visa

If you have a Student visa, there are certain rules that the University and students have to follow. Your visa will be withdrawn by UK visas and Immigration, and you would be required to leave the UK if you break the rules, even if you have not completed your studies.

Do not let this happen to you!

When you arrive at the University, you will be required to attend a 'Student Visa Essentials' information session. Full details about these sessions will be available from the International Student Information Point and from the MyBradford help point in Richmond Building Atrium.

Briefly, the duties of the student are to:

- Make sure you inform the University of your contact address in the UK and mobile phone number. These details must be kept up to date at all times.
- Make sure that you attend all your lectures, seminars and tutorials.
- If there is an unavoidable reason why you have to miss a lecture, make sure that you inform the University of the reason as soon as possible.
- Make progress in your studies.
- Make sure you do not work more hours on a part-time job than your visa allows. Most students are permitted to work a maximum of 20 hours per week during term time, and full-time in vacation time. Make sure that you are aware what is classed as vacation time for your course. Never exceed your working hours, and never average your working hours out over a number of weeks, This would be a breach of the Student visa regulations. We recommend that you do not work more than approximately 15 hours per week, as any more time than that will interfere with your studies.

- You cannot do the following types of work:
  - be employed as a professional sportsperson (including a sports coach);
  - be employed as an entertainer;
  - be self-employed or engage in business activity; or
  - fill a full-time, permanent vacancy (except on a recognised foundation programme or as a Students' Union sabbatical officer)
- Do not claim any 'public funds'
- Do not get into trouble with the Police or commit any criminal offences
- Be available for interview by UK visas and Immigration staff and be prepared to show that you still have enough money in your bank account to cover your living costs and any tuition fees that have not yet been paid
- Leave the UK if you suspend your studies or withdraw from your course

UK visas and Immigration regularly make changes to the Student visa category. Sometimes the changes can affect current students as well as students applying for visas in the future. The University will inform you of changes, but you should also keep up to date by regularly checking the regulations at [www.gov.uk/student-visa](http://www.gov.uk/student-visa)

If you find that you are having personal, financial or academic difficulties, it is important to seek help at an early stage from the Visa Support Team and other support staff at the University. Ask for visa advice at an early stage too, as any changes that you make to your original plans are also likely to have an impact on your visa, due to the strict Student visa regulations.

For further information please see: [www.ukcisa.org.uk/Information--Advice/Visas-and-Immigration/Protecting-your-Student-status](http://www.ukcisa.org.uk/Information--Advice/Visas-and-Immigration/Protecting-your-Student-status)



## Useful links

Counselling & Mental Health Service

[www.bradford.ac.uk/counselling/](http://www.bradford.ac.uk/counselling/)

An online resource with learning activities designed to help you prepare for studies in the UK

[www.prepareforsuccess.org.uk](http://www.prepareforsuccess.org.uk)

Safety information from the British Council

[www.britishcouncil.org/sites/default/files/safety-first.pdf](http://www.britishcouncil.org/sites/default/files/safety-first.pdf)

Information from our career development services

[www.bradford.ac.uk/careers/](http://www.bradford.ac.uk/careers/)

## 8.5 Help and advice

We do understand that it can be a very anxious time prior to your arrival at University and that you may have a number of questions. We hope that these will have been answered in this booklet. However, if you need any reassurance, or have further queries, please do not hesitate to contact any of the email addresses listed on page 1.

Moving to a new city is exciting, but don't worry if you feel worried, lonely or a bit lost for the first few days; this is completely normal. In addition, culture shock is a very real phenomenon and it may help you to read a little about that now, so that you can prepare yourself. There is a very useful link at: [www.ukcisa.org.uk/Information--Advice/Preparation-and-Arrival/Facing-culture-shock](http://www.ukcisa.org.uk/Information--Advice/Preparation-and-Arrival/Facing-culture-shock)

**What can you do to help these feelings pass?**  
Here are some ideas:

- Try to join in with events organised by the Visa Support Team and the Students' Union. These activities are designed particularly for new students and we do our very best to make everyone feel welcome and involved.
- Talk to other students – they may seem confident, but the chances are that they are actually feeling the same as you.
- Don't sit in your room and worry about things. Come and see us at the International Student Information Point, the MyBradford help point in Richmond Building Atrium, your Department, our Counselling Services ([www.bradford.ac.uk/counselling](http://www.bradford.ac.uk/counselling)), or the UBU in Student Central - staff at all of these places will be happy to see you and to help.
- If these feelings don't pass, do make an appointment to confidentially speak with one of our counsellors or mental health advisors. They are trained professionals and can help you.

We are looking forward to meeting you!

## 8.6 Important dates

**International Student Enrolment starts**  
09 September 2024 and 13 January 2025

**Welcome Week - for all new students starts**  
16 September 2024 and 13 January 2025

## 8.7 Insurance

If you are living in Halls of Residence, insurance cover for your possessions is likely to be included in your rent. Please be sure, however, that the amount of cover will be sufficient to insure all your belongings.

If you are living in private accommodation, it is essential to arrange insurance cover for your possessions. This is known as 'Contents Insurance' or 'Student Possessions Cover'.

Although Bradford is a safe city and University security is excellent, it is important to follow sensible safety precautions, just as you would in any large city of the world. Simple steps, such as always remembering to lock your door when leaving your room in your Halls of Residence (think of it as being the front door to your home), and not letting people into your Halls of Residence that you do not know, will help to keep your possessions safe and secure.

Visit the International Student Information Point for details about suitable insurance companies and other useful safety information.





## Useful links

Information for international students

[www.ukcisa.org.uk/Information--Advice/Working/Can-you-work](http://www.ukcisa.org.uk/Information--Advice/Working/Can-you-work)

Student route policy guidance:

[www.gov.uk/government/publications/points-based-system-student-route](http://www.gov.uk/government/publications/points-based-system-student-route)

Safety in the uk

[www.britishcouncil.org/sites/default/files/j035\\_02\\_study\\_uk\\_creating\\_confidence\\_a5\\_final\\_v2\\_web.pdf](http://www.britishcouncil.org/sites/default/files/j035_02_study_uk_creating_confidence_a5_final_v2_web.pdf)

## 8.8 Part-time working

Please note that work in the UK cannot be guaranteed, and the wages are often quite low. It is extremely important that you do not rely upon getting a job here to finance your studies and living costs. Please make sure that you have all your finances arranged before coming to start your course.

### 8.8.1 EU students

EU students who hold a Student visa should refer to the advise for international students in the next section. EU students who hold presettled or settled status can work part-time during their degree. We would strongly recommend that you do not work more than 15 hours of temporary work per week, as it is highly likely to interfere with your studies if you do more than that.

See [www.gov.uk/browse/visas-immigration/eu-eea-swiss](http://www.gov.uk/browse/visas-immigration/eu-eea-swiss) to check whether any restrictions apply to you.

### 8.8.2 International students

Some international students can work part-time alongside their studies, according to what type of visa they have.

If you have a Student visa and are on a full-time degree-level course, you will usually be permitted to work for no more than or a maximum of 20 hours per week during term time and full-time in vacation periods.

If you have a Student visa, and are on a course below degree level, you can only work for 10 hours per week during term time and full-time in vacation periods.

International students on a Short-Term Study visa are NOT permitted to work in the UK.

The definition of 'vacation' for visa purposes will also vary according to what course you are doing.

- Undergraduate students have a vacation period at Christmas, Easter and in the summer
- Postgraduate students have a vacation period at Christmas and Easter, but not the summer, as this is when you will usually be writing your dissertation, however, this will depend on the start date of your programme
- PhD students will have a vacation period at Christmas and with the permission of their supervisor

We would strongly recommend that you do not work more than 15 hours per week, as it is highly likely to interfere with your studies if you do more than that.

Please note that you cannot do any of the following:

- be employed as a professional sportsperson (including a sports coach);
- be employed as an entertainer;
- be self-employed or engage in business activity; or
- fill a full-time, permanent vacancy (except on a recognised foundation programme or as a Students' Union sabbatical officer)

# Checklists

## Before you leave home arrange:

- Acceptance of your offer
- Your passport
- Your CAS (Confirmation of Acceptance for Studies) number
- Your visa (if applicable)
- Enough money for your living costs
- Your accommodation
- Your flight
- Your travel insurance
- Booking on the Airport Pick-Up Service if you are arriving for September 2024 or January 2025 at Leeds Bradford or Manchester Airport
- Online enrolment at the Enrolment Portal (follow the instructions in the email that will be sent to you).  
**This must be done prior to your in person enrolment and BRP collection**
- Payment of your fees (you can submit payment and/or your sponsor letter during your online enrolment)

## Remember to bring:

- Your passport
- Visa decision letter
- Your Confirmation of Acceptance for Studies statement and Acceptance letter
- Your original qualification certificates
- Your enrolment summary and documents in your enrolment checklist
- Documentary evidence of any outstanding conditions for your application (e.g. examination certificates)
- Your accommodation contract (if applicable)
- Your travel insurance
- Legal documents proving any change of name
- Small amount of money (about £500) in cash or a pre-paid travel card for everyday expenses and use before your bank account can be set up and activated
- Your TB health certificate if applicable and any chest X-rays that you have
- Details of all vaccinations that you have had
- Medical records if you have any pre-existing conditions (with English translation)
- Any medication that you are currently taking (including a letter from your doctor in English, confirming which medication you are carrying)
- Disabled students should bring any information or diagnosis with them so we can ensure that any reasonable adjustments are put in place.

## When you get here:

- Locate your accommodation
- Come to the International Student Information Point in Richmond Building – just look for the signs!
- Let your family know you have arrived safely!
- Collect your Biometric Residence Permit, if you are on a Student visa
- Enrol on your course
- Attend an enrolment appointment (if you are a Student visa holder, or an EU/EEA student)
- Attend all the induction lectures and sessions in your Department
- Open a bank account
- Register with the Health Centre - you can do this online at [www.bradfordstudenthealth.co.uk](http://www.bradfordstudenthealth.co.uk) or in person
- Go on a campus tour
- Go on a city tour
- Attend as many orientation talks and activities as possible
- Attend a 'Student Visa Essentials' information session (if you have come to the UK on a Student visa)



### Distance by train

Leeds	0.5 hour
Manchester	1 hour
Birmingham	2.5 hours
London	3 hours
Edinburgh	4 hours

